

ROAD TRAFFIC ACT  
(CHAPTER 276, SECTIONS 121 AND 140)

ROAD TRAFFIC (PEDESTRIAN CROSSINGS) RULES

ARRANGEMENT OF RULES

Rule

1. Citation
  2. Definitions
  3. Pedestrians to use crossings
  4. Precedence for pedestrians
  5. Vehicle approaching crossing to slow down
  6. Precedence for pedestrian at uncontrolled crossing
  7. Precedence for pedestrian at controlled crossing
  8. Pedestrians to cross in direction of moving traffic
  9. No vehicle to stop on any pedestrian crossing
  10. Vehicle not to stop in zebra controlled area
  11. Prohibition against overtaking in zebra controlled area
  12. Pedestrians not to remain on a crossing
  13. Pedestrians not crossing at a pedestrian crossing to yield to traffic
  14. [Deleted]  
The Schedule
- 

[1st November 1982]

**Citation**

1. These Rules may be cited as the Road Traffic (Pedestrian Crossings) Rules.

**Definitions**

2. In these Rules, unless the context otherwise requires —

“pedestrian crossing” means any crossing established for the use of pedestrians on a road, subway or bridge indicated by traffic signs, road markings or otherwise as shown in any of the diagrams in Part I of the Schedule;

“zebra controlled area”, in relation to a zebra crossing, means the area of the road in the vicinity of the crossing and lying on both sides of the crossing or only one side of the crossing, being an area the presence and limits of which are as shown in the diagrams in Part II of the Schedule, but there may be variation in the exact curvature or pattern of the zig-zag lines to suit the layout of or the character of the road so long as the general indication of the lines is not materially impaired;

“zebra crossing” means a pedestrian crossing, the limits of which are indicated by alternate black and white stripes of between 550 millimetres and 650 millimetres or otherwise in width and of not less than 2.5 metres or otherwise in length parallel to the side of the road, the presence and limits of which are as shown in the diagrams in Part II of the Schedule.

### **Pedestrians to use crossings**

3.—(1) Except as provided in paragraph (5), any pedestrian who is within 50 metres of either side of a pedestrian crossing, or within such shorter distance, as indicated by traffic signs shall make use of the pedestrian crossing for the purpose of crossing the road.

(2) The traffic signs indicating the limits of the 50 metres or other shorter distance shall be prominently displayed and shall be as shown in the diagrams in Part III of the Schedule.

(3) Where a pedestrian crossing is designated by two parallel yellow lines drawn across a road at a junction or an intersection, a pedestrian shall cross parallel with the flow of vehicular traffic and where a pedestrian crossing is designated by a signalised traffic sign, a pedestrian shall only cross when the green man in the signalised traffic sign is illuminated.

(4) Where a railing or other similar structure has been erected on the edge of a pavement of grass verge along one side of a road or on a road divider, no person shall climb over or crawl underneath or go through such railing or structure, or any gap therein to cross to the opposite side of the road or for any other purpose.

## **Exemptions**

(5) The following persons shall be exempted from paragraph (1) where a pedestrian crossing is an overhead bridge:

- (a) a person who has not the complete use of either one or both of his legs; and
- (b) a person who has been certified by a registered medical practitioner to be suffering from a heart disease or any other ailment or defect to such an extent or degree that it may dangerously affect his health or physical condition if that person were to use an overhead bridge.

## **Precedence for pedestrians**

4. The driver of a vehicle who is in the process of turning his vehicle at a road intersection or junction where there is a pedestrian crossing shall stop his vehicle in order to give way to any pedestrian who is either crossing or is starting to cross the intersection or junction.

## **Vehicle approaching crossing to slow down**

5. The driver of every vehicle approaching a pedestrian crossing shall, unless he can see that there is no pedestrian thereon, proceed at such speed as will enable him to stop his vehicle before reaching the crossing.

## **Precedence for pedestrian at uncontrolled crossing**

6. The driver of every vehicle at, or approaching, a pedestrian crossing where traffic is not for the time being controlled by a police officer or by light signals shall allow free and uninterrupted passage to any pedestrian who is either crossing or is starting to cross a road and every pedestrian shall have precedence over all vehicular traffic at such crossing.

## **Precedence for pedestrian at controlled crossing**

7. Wherever there is a pedestrian crossing at a road intersection or junction where traffic is controlled by a police officer or by light signals, every pedestrian who is about to enter or has entered such crossing shall be permitted free and uninterrupted passage over the

crossing by all drivers of vehicles who are approaching the crossing notwithstanding that such drivers may have already received a signal to proceed either from the light signals or the police officer, as the case may be.

### **Pedestrians to cross in direction of moving traffic**

8. At all intersections or junctions of roads where traffic is controlled by a police officer or by light signals, pedestrians may cross the road in the same direction as the moving traffic but shall not cross in any other direction unless they are able to do so without interfering with the lawful movement of traffic.

### **No vehicle to stop on any pedestrian crossing**

9. No driver of any vehicle shall cause such vehicle or any part thereof to stop upon any pedestrian crossing unless he is prevented from proceeding by circumstances beyond his control or it is necessary for him to stop in order to avoid an accident.

### **Vehicle not to stop in zebra controlled area**

10.—(1) Subject to paragraphs (2) and (3), the driver of a vehicle shall not cause the vehicle or any part thereof to stop in a zebra controlled area.

(2) Nothing in paragraph (1) shall prevent a vehicle from stopping along any part of a road —

- (a) if the driver has stopped for the purpose of complying with rule 6 or 11(1)(b);
- (b) if the driver is prevented from proceeding by circumstances beyond his control or it is necessary for him to stop in order to avoid an accident; or
- (c) for so long as may be necessary to enable the vehicle, if it cannot be used for such purpose without stopping along any part of a road, to be used —
  - (i) for fire service, ambulance or police purposes;
  - (ii) in connection with any building operation, demolition or excavation;

- (iii) for the removal of any obstruction to traffic;
- (iv) for the maintenance, improvement or reconstruction of that part of the road; or
- (v) for the laying, erection, alteration, repair or cleaning in or near that part of the road of any traffic sign or sewer or of any main, pipe or apparatus for the supply of gas, water or electricity, or of any telegraph or telephone wire, cable, post or support.

(3) Nothing in paragraph (1) shall prevent a vehicle from stopping in a zebra controlled area if the vehicle is stopped for the purpose of making a left or right turn.

### **Prohibition against overtaking in zebra controlled area**

**11.—**(1) The driver of a vehicle shall not, while the vehicle or any part thereof is in a zebra controlled area and is proceeding towards the zebra crossing in relation to which that area is indicated (referred to in these Rules as the approaching vehicle), cause the vehicle or any part thereof —

- (a) to pass ahead of the foremost part of another moving vehicle proceeding in the same direction wholly or partly within that area; or
  - (b) to pass ahead of the foremost part of a stationary vehicle on the same side of the zebra crossing as the approaching vehicle, which stationary vehicle is stopped for the purpose of complying with rule 6.
- (2) For the purposes of paragraph (1) —
- (a) the reference to another moving vehicle is, in the case where only one other vehicle is proceeding in the same direction in a zebra controlled area, a reference to that vehicle and, in the case where more than one other vehicle is so proceeding, a reference to such one of those vehicles as is nearest to the zebra crossing;
  - (b) the reference to a stationary vehicle is, in the case where only one vehicle is stopped for the purpose of complying with rule 6, a reference to that vehicle and, in the case where more

than one other vehicle is stopped for the purpose of complying with that rule, a reference to such one of those vehicles as is nearest to the zebra crossing.

**Pedestrians not to remain on a crossing**

12. No pedestrian shall remain upon any pedestrian crossing longer than is necessary for the purpose of crossing from one side of the road to the other.

**Pedestrians not crossing at a pedestrian crossing to yield to traffic**

13.—(1) Every pedestrian, when crossing a road shall do so by the most direct route to the opposite side, and when crossing at any place other than a pedestrian crossing shall yield the right of way to all vehicles.

(2) No person shall stand, sit, squat, loiter, walk or run on a road in such a manner or in such a position as to interfere with the lawful movement of traffic.

14. *[Deleted by S 60/98 wef 06/02/98]*

THE SCHEDULE

*Rule 2*

PART I


DIAGRAM 1



SIGN INDICATING PEDESTRIAN CROSSING

DIAGRAM 2

THE SCHEDULE — *continued*

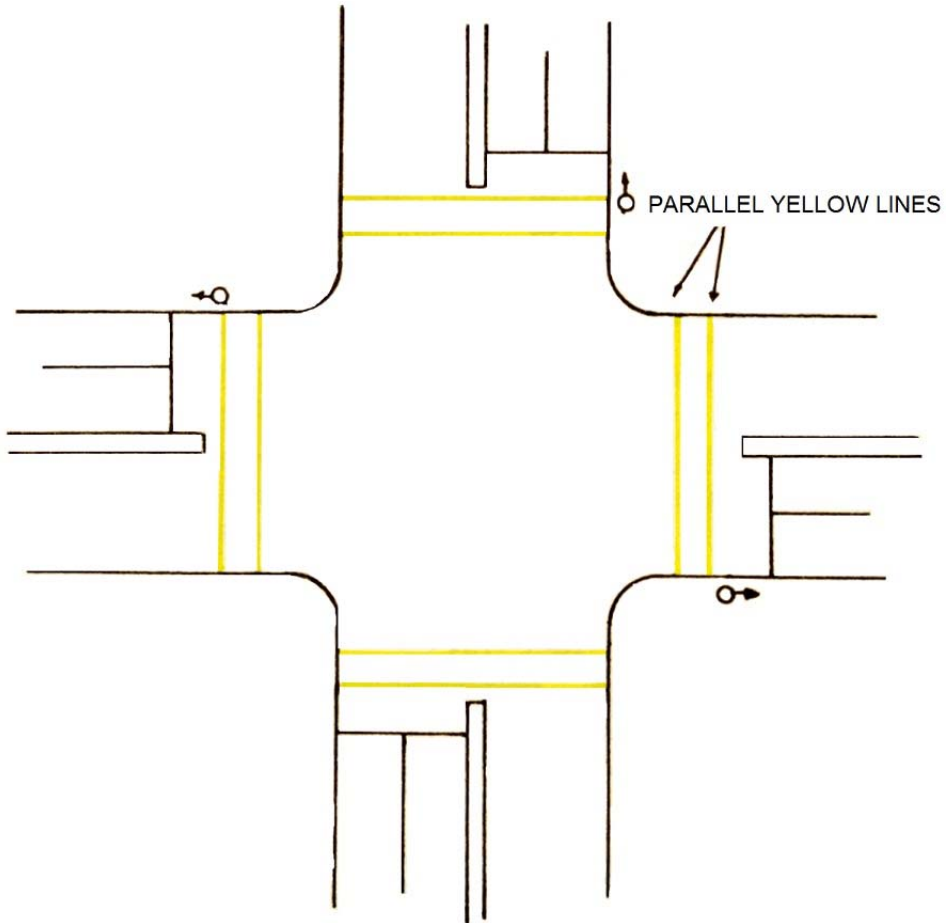


RED MAN/GREEN MAN TRAFFIC  
SIGNALS INDICATING PEDESTRIAN CROSSING

DIAGRAM 3



THE SCHEDULE — *continued*



PARALLEL YELLOW LINES INDICATING  
PEDESTRIAN CROSSING

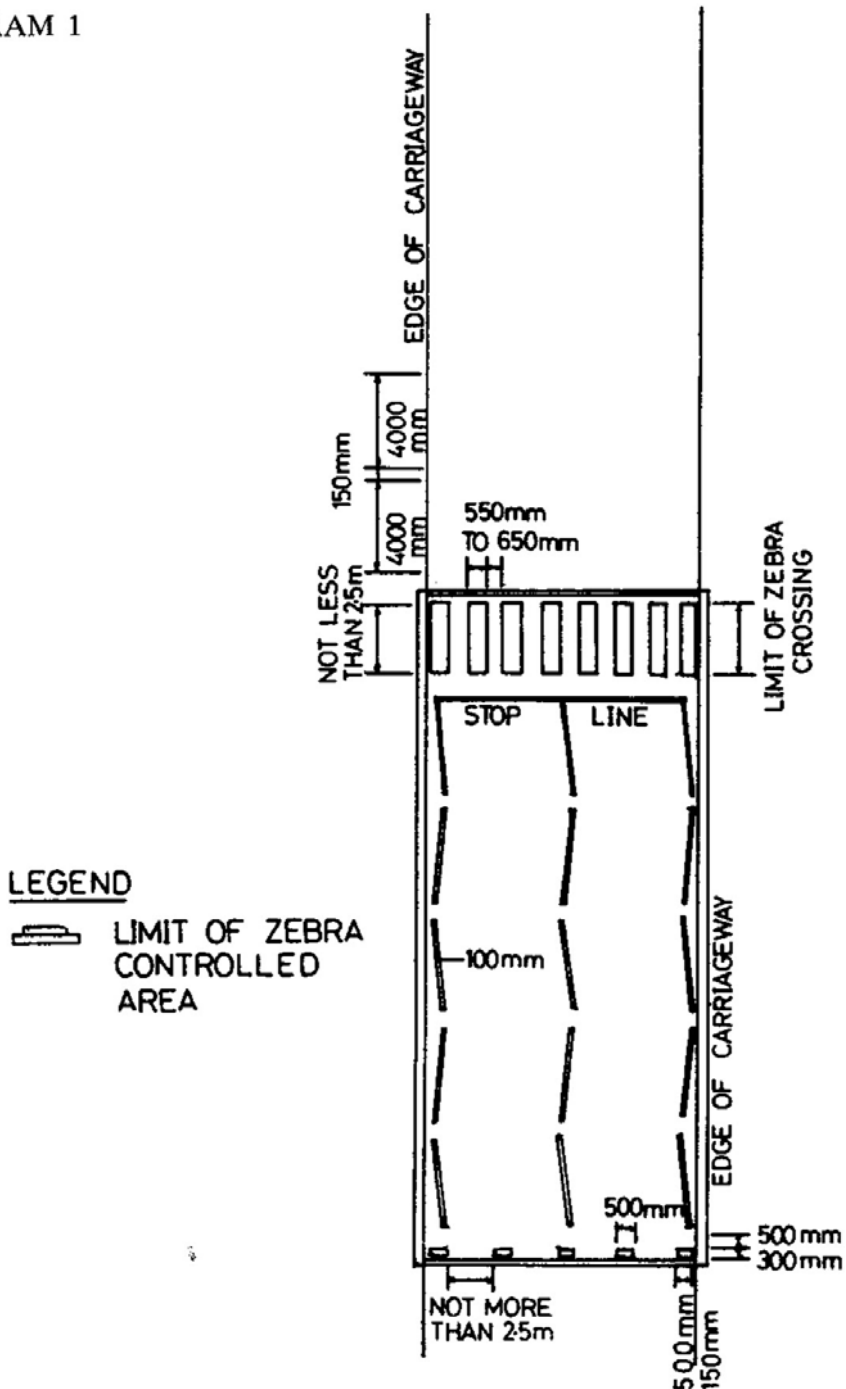
PART II

*Rule 2*

INDICATION OF ZEBRA CROSSING AND ZEBRA CONTROLLED AREA

THE SCHEDULE — *continued*

DIAGRAM 1



THE SCHEDULE — *continued*

THE SCHEDULE — *continued*

THE SCHEDULE — *continued*

THE SCHEDULE — *continued*

THE SCHEDULE — *continued*

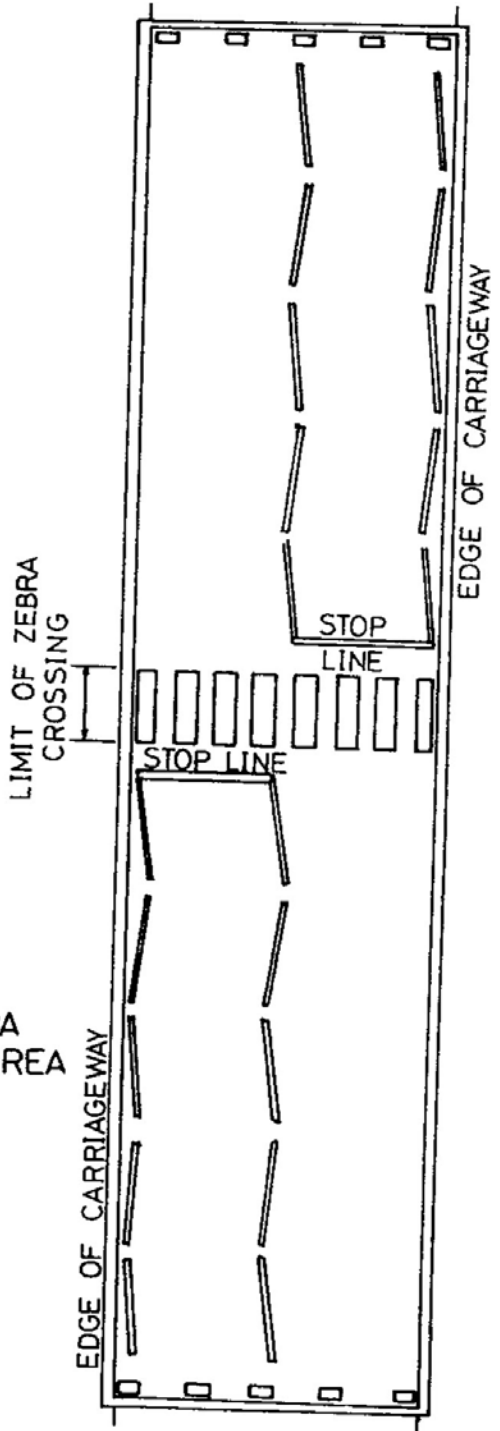
— continued



DIAGRAM 2

LEGEND

— LIMIT OF ZEBRA  
CONTROLLED AREA

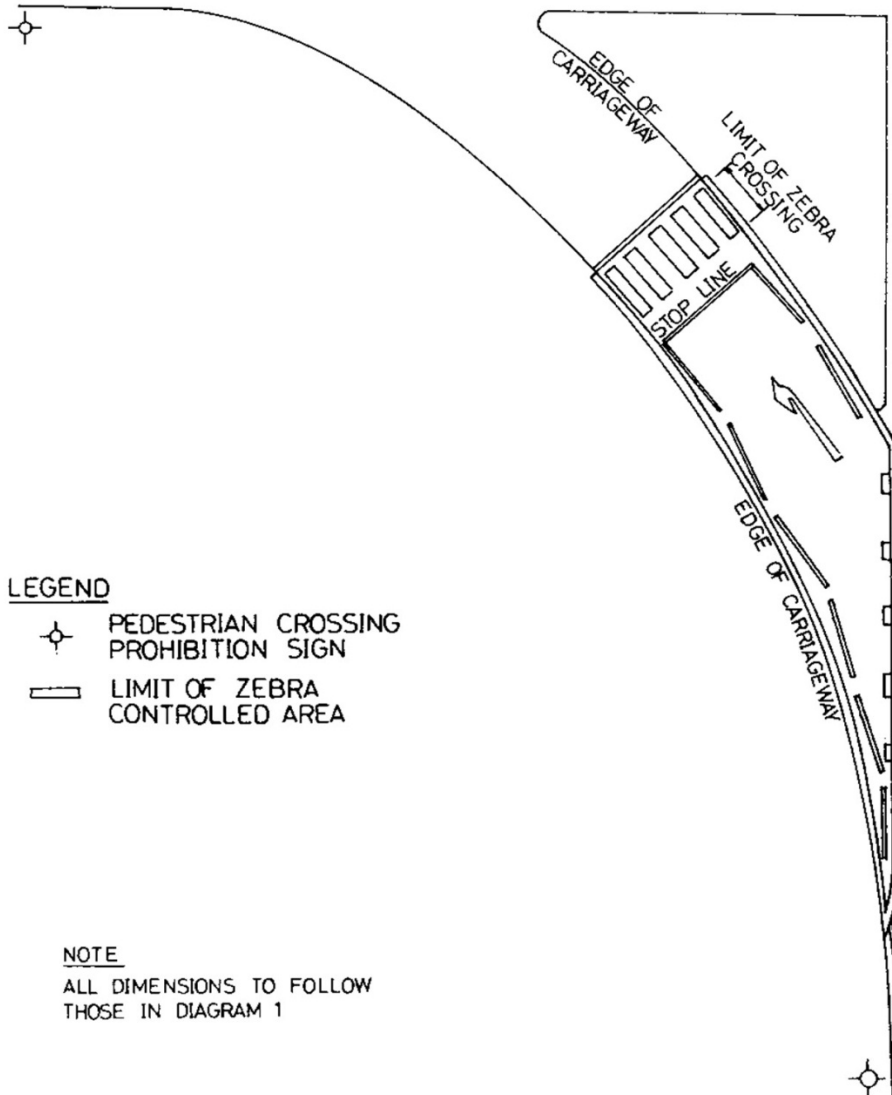


NOTE

ALL DIMENSION TO FOLLOW  
THOSE IN DIAGRAM 1

THE SCHEDULE — *continued*

DIAGRAM 3



THE SCHEDULE — *continued*  
PART III

Rule 3(2)



SIGN INDICATING FIFTY METRE (50m) LIMIT  
OF A PEDESTRIAN CROSSING

THE SCHEDULE — *continued*



SIGN INDICATING FIFTY METRE (50m) LIMIT  
OF A PEDESTRIAN CROSSING

THE SCHEDULE — *continued*



SIGN PROHIBITING CROSSING OF ROAD ON EITHER SIDE  
OF A PEDESTRIAN CROSSING

THE SCHEDULE — *continued*

Part IV

*[Deleted by S 60/1998 wef 06/02/1998]*

LEGISLATIVE HISTORY  
ROAD TRAFFIC (PEDESTRIAN CROSSINGS) RULES  
(CHAPTER 276, R 24)

This Legislative History is provided for the convenience of users of the Road Traffic (Pedestrian Crossings) Rules. It is not part of these Rules.

**1. G. N. No. S 295/1982 — Pedestrian Crossings Rules 1982**

Date of commencement : 1 November 1982

**2. G. N. No. S 308/1991 — Road Traffic (Pedestrian Crossings) (Amendment) Rules 1991**

Date of commencement : 12 July 1991

**3. 1990 Revised Edition — Road Traffic (Pedestrian Crossings) Rules**

Date of operation : 25 March 1992

**4. G. N. No. S 537/1995 — Road Traffic (Pedestrian Crossings) (Amendment) Rules 1995**

Date of commencement : 1 January 1996

**5. G. N. No. S 60/1998 — Road Traffic (Pedestrian Crossings) (Amendment) Rules 1998**

Date of commencement : 6 February 1998