

ROAD TRAFFIC ACT  
(CHAPTER 276, SECTIONS 121 AND 140)

ROAD TRAFFIC (PEDESTRIAN CROSSINGS) RULES

ARRANGEMENT OF RULES

Rule

1. Citation
  2. Definitions
  3. Pedestrians, cyclists and PMD riders must use crossings
  4. Precedence for pedestrians, cyclists and PMD riders
  5. Vehicle approaching crossing to slow down
  6. Precedence at uncontrolled crossing
  7. Precedence at controlled crossing
  8. Pedestrians, etc., to cross in direction of moving traffic
  9. No vehicle to stop on any pedestrian crossing
  10. Vehicle not to stop in zebra controlled area
  11. Prohibition against overtaking in zebra controlled area
  12. Pedestrians, etc., not to remain at crossing
  13. Pedestrians, etc., not crossing at pedestrian crossing to yield to traffic
  14. *[Deleted]*  
The Schedule
- 

[1st November 1982]

**Citation**

1. These Rules may be cited as the Road Traffic (Pedestrian Crossings) Rules.

**Definitions**

2. In these Rules, unless the context otherwise requires —

“bicycle” has the meaning given by the Act, and includes a vehicle that has 3 wheels, has pedals, and is built to be propelled solely by human power and to transport people only (with or without carry-on baggage);

*[S 274/2018 wef 05/05/2018]*

“cyclist” means an individual who is riding a bicycle or power-assisted bicycle, but excludes an individual walking beside and pushing a bicycle or power-assisted bicycle;

*[S 274/2018 wef 05/05/2018]*

“mobility scooter” and “wheeled toy” have the meanings given by section 2(1) of the Active Mobility Act 2017 (Act 3 of 2017);

*[S 274/2018 wef 05/05/2018]*

“pedestrian” means —

- (a) an individual walking, with or without animals;
- (b) an individual in a non-motorised wheelchair;
- (c) an individual driving a motorised wheelchair or riding a mobility scooter;
- (d) an individual travelling on inline skates, roller-skates or a wheeled toy;
- (e) an individual pushing a pram, stroller or trolley, or a motorised or non-motorised wheelchair; or
- (f) an individual walking beside and pushing a bicycle, power-assisted bicycle, personal mobility device or any other vehicle;

*[S 274/2018 wef 05/05/2018]*

“pedestrian crossing” means any part of a road, subway or bridge established for the use of a cyclist or pedestrian crossing the road, and indicated as such by traffic signs, signals and road markings as shown in any of the diagrams in Part I of the Schedule;

*[S 274/2018 wef 05/05/2018]*

“PMD” means a personal mobility device;

*[S 274/2018 wef 05/05/2018]*

“PMD rider” means an individual who is riding a personal mobility device on a road as permitted by section 5A(2) of the

Act, but excludes an individual who is walking beside and pushing a PMD;

*[S 274/2018 wef 05/05/2018]*

“zebra controlled area”, in relation to a zebra crossing, means the area of the road in the vicinity of the crossing and lying on both sides of the crossing or only one side of the crossing, being an area the presence and limits of which are as shown in the diagrams in Part II of the Schedule, but there may be variation in the exact curvature or pattern of the zig-zag lines to suit the layout of or the character of the road so long as the general indication of the lines is not materially impaired;

“zebra crossing” means a pedestrian crossing, the limits of which are indicated by alternate black and white stripes of between 550 millimetres and 650 millimetres or otherwise in width and of not less than 2.5 metres or otherwise in length parallel to the side of the road, the presence and limits of which are as shown in the diagrams in Part II of the Schedule.

### **Pedestrians, cyclists and PMD riders must use crossings**

3.—(1) Except as provided in paragraph (5), any pedestrian, cyclist or PMD rider who is within 50 metres of either side of a pedestrian crossing, or within such shorter distance, as indicated by traffic signs shall make use of the pedestrian crossing for the purpose of crossing the road.

*[S 274/2018 wef 05/05/2018]*

(2) The traffic signs indicating the limits of the 50 metres or other shorter distance shall be prominently displayed and shall be as shown in the diagrams in Part III of the Schedule.

(3) Where a pedestrian crossing is designated by two parallel yellow lines drawn across a road at a junction or an intersection, a pedestrian, cyclist or PMD rider shall cross parallel with the flow of vehicular traffic and where a pedestrian crossing is designated by a signalised traffic sign, a pedestrian, cyclist or PMD rider shall only cross when the green man in the signalised traffic sign is illuminated.

*[S 274/2018 wef 05/05/2018]*

(4) Where a railing or other similar structure has been erected on the edge of a pavement or grass verge along one side of a road or on a road divider, no person shall climb over or crawl underneath or go through such railing or structure, or any gap therein to cross to the opposite side of the road or for any other purpose.

### **Exemptions**

(5) The following persons shall be exempted from paragraph (1) where a pedestrian crossing is an overhead bridge:

- (a) a person who has not the complete use of either one or both of his legs; and
- (b) a person who has been certified by a registered medical practitioner to be suffering from a heart disease or any other ailment or defect to such an extent or degree that it may dangerously affect his health or physical condition if that person were to use an overhead bridge.

*[S 274/2018 wef 05/05/2018]*

### **Precedence for pedestrians, cyclists and PMD riders**

4. The driver of a vehicle who is in the process of turning his vehicle at a road intersection or junction where there is a pedestrian crossing shall stop his vehicle in order to give way to any pedestrian, cyclist or PMD rider who is either crossing or is starting to cross the intersection or junction.

*[S 274/2018 wef 05/05/2018]*

### **Vehicle approaching crossing to slow down**

5. The driver of every vehicle approaching a pedestrian crossing shall, unless he can see that there is no pedestrian, cyclist or PMD rider thereon, proceed at such speed as will enable him to stop his vehicle before reaching the crossing.

*[S 274/2018 wef 05/05/2018]*

### **Precedence at uncontrolled crossing**

6. The driver of every vehicle at, or approaching, a pedestrian crossing where traffic is not for the time being controlled by a police

officer or by light signals shall allow free and uninterrupted passage to any pedestrian, cyclist or PMD rider who is either crossing or is starting to cross a road and every pedestrian, cyclist and PMD rider shall have precedence over all vehicular traffic at such crossing.

*[S 274/2018 wef 05/05/2018]*

### **Precedence at controlled crossing**

7. Wherever there is a pedestrian crossing at a road intersection or junction where traffic is controlled by a police officer or by light signals, every pedestrian, cyclist and PMD rider who is about to enter or has entered such crossing shall be permitted free and uninterrupted passage over the crossing by all drivers of vehicles who are approaching the crossing notwithstanding that such drivers may have already received a signal to proceed either from the light signals or the police officer, as the case may be.

*[S 274/2018 wef 05/05/2018]*

### **Pedestrians, etc., to cross in direction of moving traffic**

8. At all intersections or junctions of roads where traffic is controlled by a police officer or by light signals, pedestrians, cyclists and PMD riders may cross the road in the same direction as the moving traffic but shall not cross in any other direction unless they are able to do so without interfering with the lawful movement of traffic.

*[S 274/2018 wef 05/05/2018]*

### **No vehicle to stop on any pedestrian crossing**

9. No driver of any vehicle shall cause such vehicle or any part thereof to stop upon any pedestrian crossing unless he is prevented from proceeding by circumstances beyond his control or it is necessary for him to stop in order to avoid an accident.

### **Vehicle not to stop in zebra controlled area**

10.—(1) Subject to paragraphs (2) and (3), the driver of a vehicle shall not cause the vehicle or any part thereof to stop in a zebra controlled area.

(2) Nothing in paragraph (1) shall prevent a vehicle from stopping along any part of a road —

- (a) if the driver has stopped for the purpose of complying with rule 6 or 11(1)(b);
- (b) if the driver is prevented from proceeding by circumstances beyond his control or it is necessary for him to stop in order to avoid an accident; or
- (c) for so long as may be necessary to enable the vehicle, if it cannot be used for such purpose without stopping along any part of a road, to be used —
  - (i) for fire service, ambulance or police purposes;
  - (ii) in connection with any building operation, demolition or excavation;
  - (iii) for the removal of any obstruction to traffic;
  - (iv) for the maintenance, improvement or reconstruction of that part of the road; or
  - (v) for the laying, erection, alteration, repair or cleaning in or near that part of the road of any traffic sign or sewer or of any main, pipe or apparatus for the supply of gas, water or electricity, or of any telegraph or telephone wire, cable, post or support.

(3) Nothing in paragraph (1) shall prevent a vehicle from stopping in a zebra controlled area if the vehicle is stopped for the purpose of making a left or right turn.

### **Prohibition against overtaking in zebra controlled area**

**11.—**(1) The driver of a vehicle shall not, while the vehicle or any part thereof is in a zebra controlled area and is proceeding towards the zebra crossing in relation to which that area is indicated (referred to in these Rules as the approaching vehicle), cause the vehicle or any part thereof —

- (a) to pass ahead of the foremost part of another moving vehicle proceeding in the same direction wholly or partly within that area; or

- (b) to pass ahead of the foremost part of a stationary vehicle on the same side of the zebra crossing as the approaching vehicle, which stationary vehicle is stopped for the purpose of complying with rule 6.
- (2) For the purposes of paragraph (1) —
- (a) the reference to another moving vehicle is, in the case where only one other vehicle is proceeding in the same direction in a zebra controlled area, a reference to that vehicle and, in the case where more than one other vehicle is so proceeding, a reference to such one of those vehicles as is nearest to the zebra crossing;
  - (b) the reference to a stationary vehicle is, in the case where only one vehicle is stopped for the purpose of complying with rule 6, a reference to that vehicle and, in the case where more than one other vehicle is stopped for the purpose of complying with that rule, a reference to such one of those vehicles as is nearest to the zebra crossing.

**Pedestrians, etc., not to remain at crossing**

**12.** No pedestrian, cyclist or PMD rider shall remain upon any pedestrian crossing longer than is necessary for the purpose of crossing from one side of the road to the other.

*[S 274/2018 wef 05/05/2018]*

**Pedestrians, etc., not crossing at pedestrian crossing to yield to traffic**

**13.—(1)** Every pedestrian, cyclist and PMD rider, when crossing a road shall do so by the most direct route to the opposite side, and when crossing at any place other than a pedestrian crossing shall yield the right of way to all vehicles.

*[S 274/2018 wef 05/05/2018]*

(2) No person shall stand, sit, squat, loiter, walk or run on a road in such a manner or in such a position as to interfere with the lawful movement of traffic.

*[S 274/2018 wef 05/05/2018]*

14. [Deleted by S 60/98 wef 06/02/98]

THE SCHEDULE

Rule 2

PART I

DIAGRAM 1




SIGN INDICATING PEDESTRIAN CROSSING

DIAGRAM 2



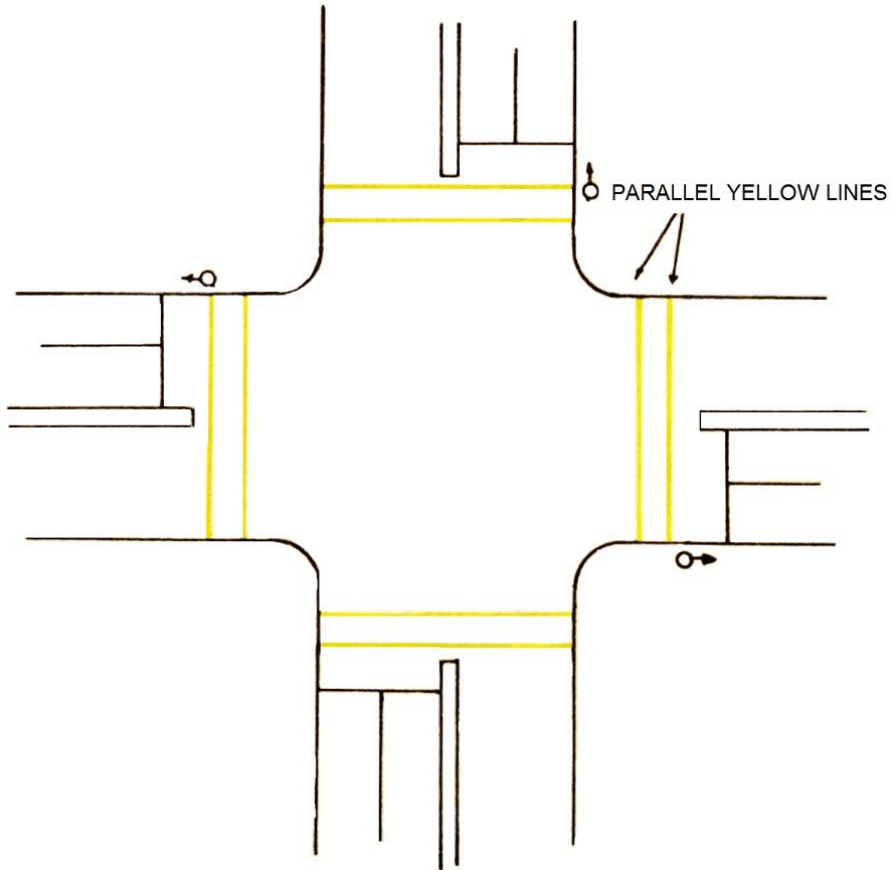
THE SCHEDULE — *continued*



RED MAN/GREEN MAN TRAFFIC  
SIGNALS INDICATING PEDESTRIAN CROSSING

DIAGRAM 3

THE SCHEDULE — *continued*

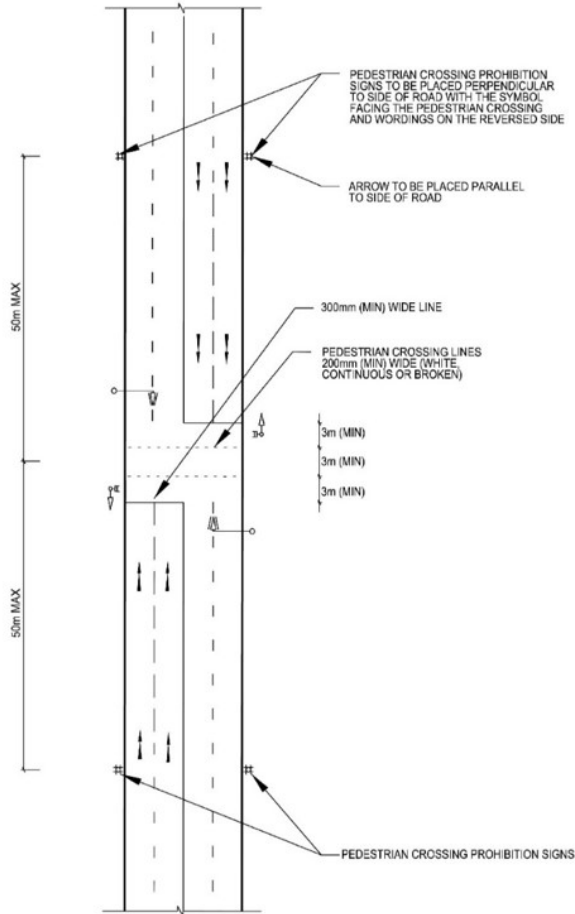


PARALLEL YELLOW LINES INDICATING  
PEDESTRIAN CROSSING

DIAGRAM 4



THE SCHEDULE — continued



MARKINGS INDICATING A SIGNALISED  
PEDESTRIAN CROSSING

[S 168/2018 wef 01/04/2018]

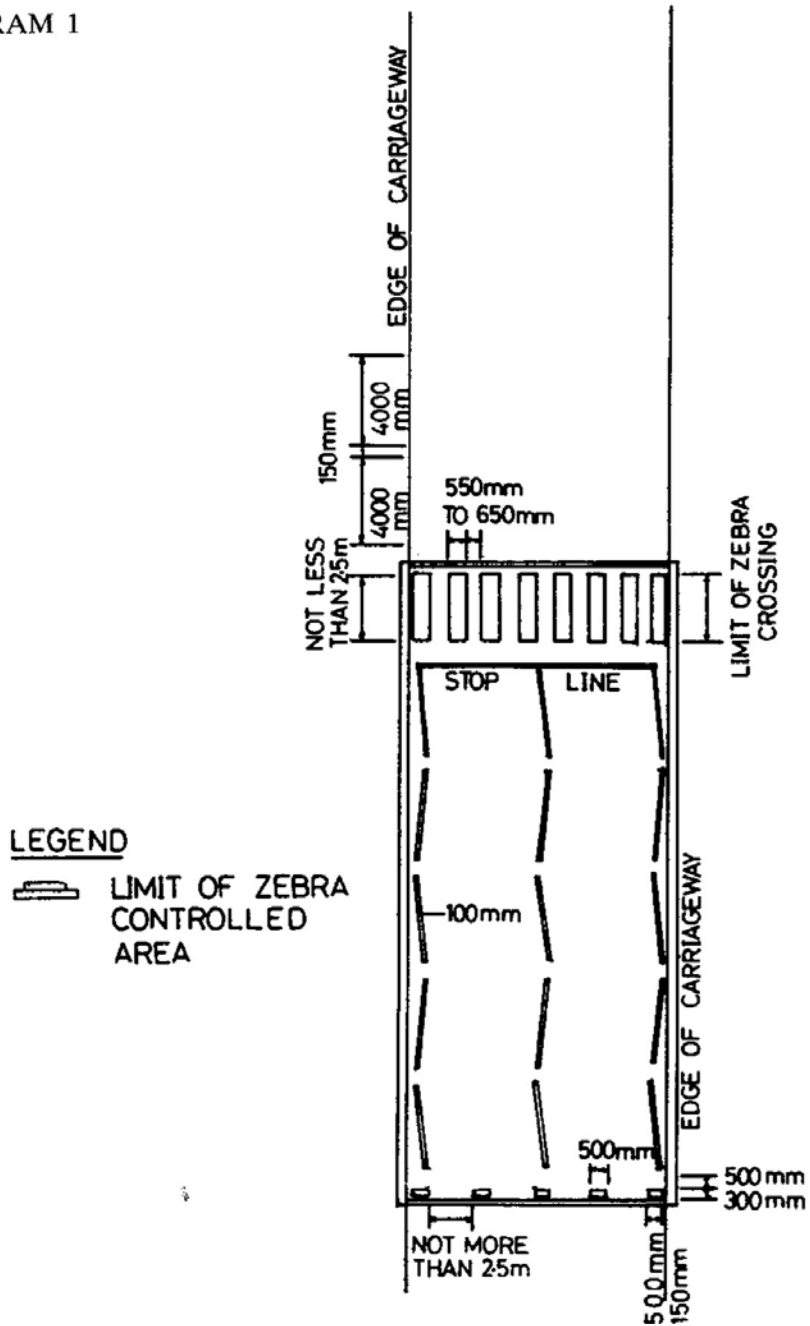
PART II

Rule 2

INDICATION OF ZEBRA CROSSING AND ZEBRA CONTROLLED AREA

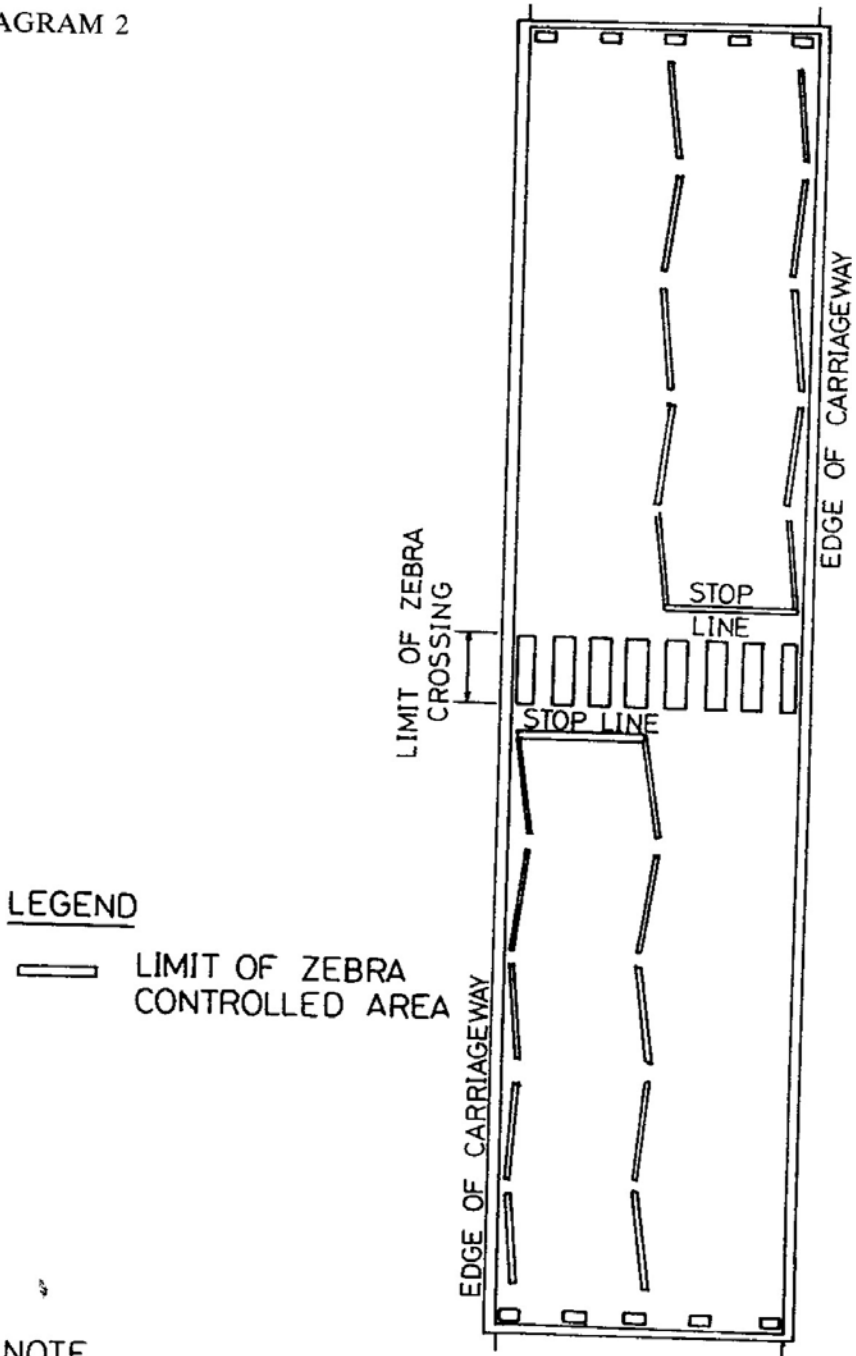
THE SCHEDULE — continued

DIAGRAM 1



THE SCHEDULE — *continued*

DIAGRAM 2

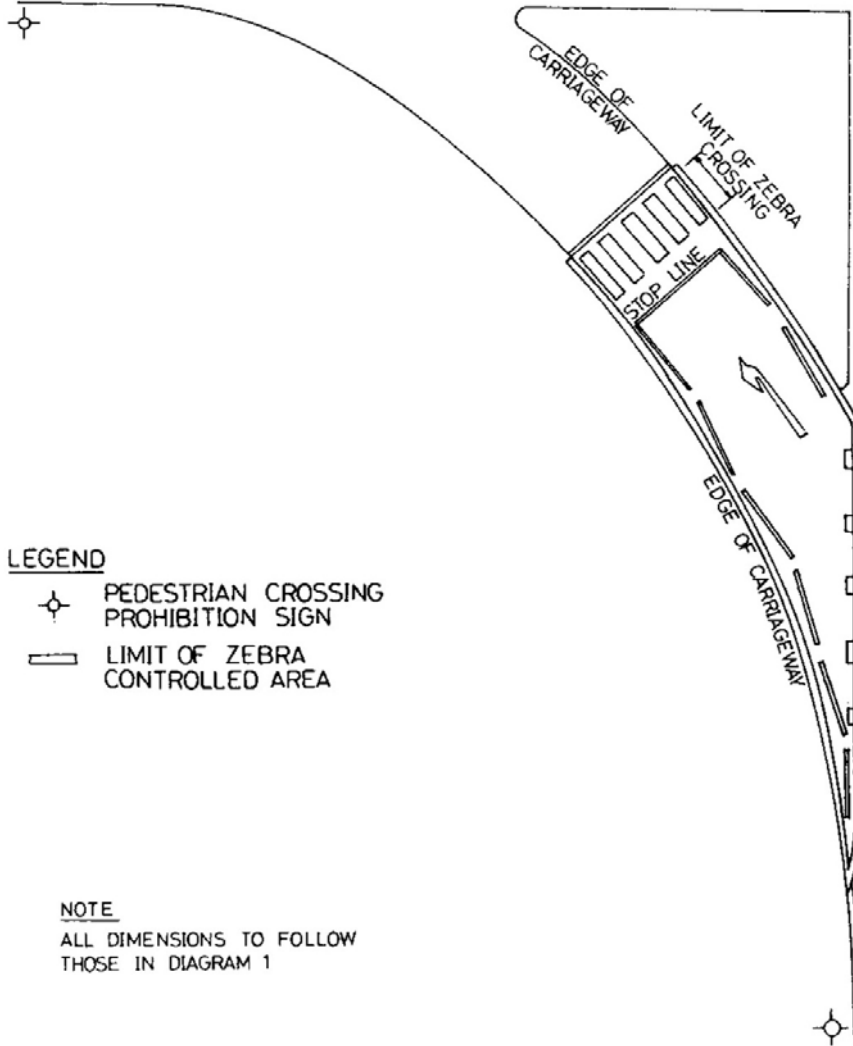


**NOTE**

ALL DIMENSION TO FOLLOW  
THOSE IN DIAGRAM 1

THE SCHEDULE — *continued*

DIAGRAM 3



THE SCHEDULE — *continued*

PART III

*Rule 3(2)*



SIGN INDICATING FIFTY METRE (50m) LIMIT  
OF A PEDESTRIAN CROSSING



THE SCHEDULE — *continued*



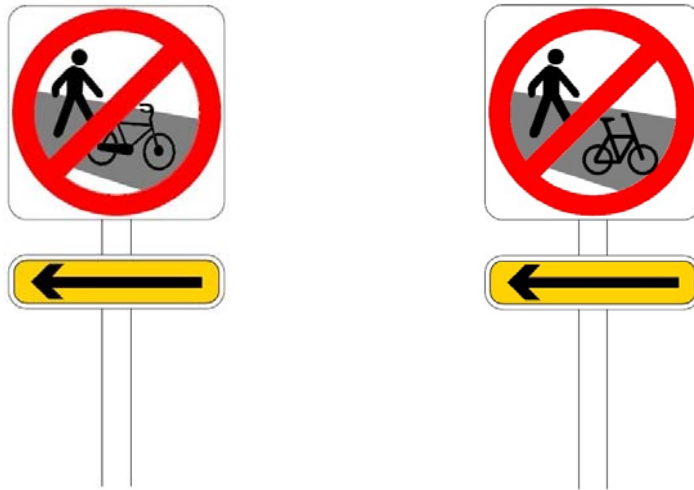
SIGN INDICATING FIFTY METRE (50m) LIMIT  
OF A PEDESTRIAN CROSSING

THE SCHEDULE — *continued*

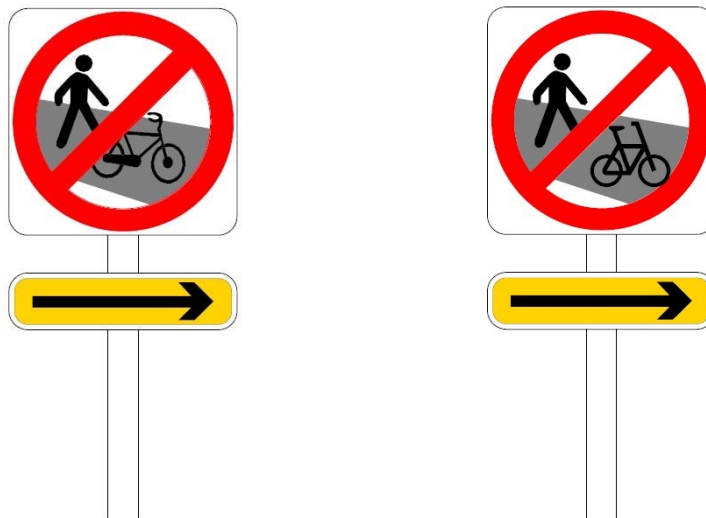


SIGN PROHIBITING CROSSING OF ROAD ON EITHER SIDE  
OF A PEDESTRIAN CROSSING

THE SCHEDULE — *continued*

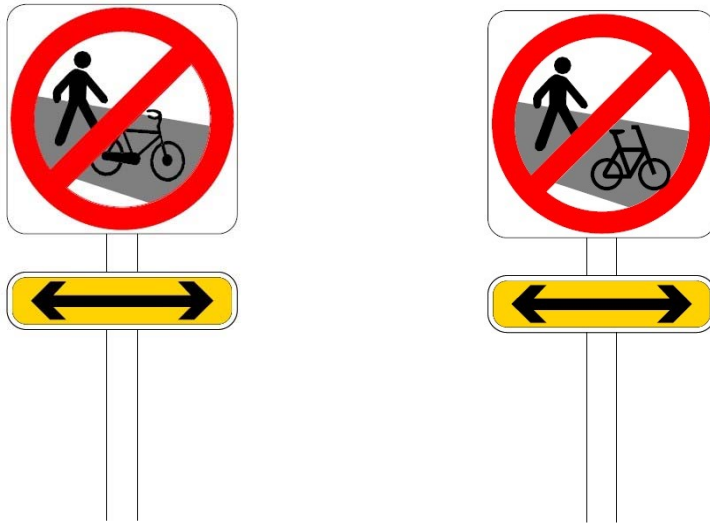


SIGNS INDICATING FIFTY METRE (50M)  
LIMIT OF A PEDESTRIAN CROSSING



SIGNS INDICATING FIFTY METRE (50M)  
LIMIT OF A PEDESTRIAN CROSSING

THE SCHEDULE — *continued*



SIGNS PROHIBITING CROSSING OF ROAD ON  
EITHER SIDE OF A PEDESTRIAN CROSSING

[S 274/2018 wef 05/05/2018]

Part IV

[Deleted by S 60/1998 wef 06/02/1998]

LEGISLATIVE HISTORY  
ROAD TRAFFIC (PEDESTRIAN CROSSINGS) RULES  
(CHAPTER 276, R 24)

This Legislative History is provided for the convenience of users of the Road Traffic (Pedestrian Crossings) Rules. It is not part of these Rules.

**1. G. N. No. S 295/1982 — Pedestrian Crossings Rules 1982**

Date of commencement : 1 November 1982

**2. G. N. No. S 308/1991 — Road Traffic (Pedestrian Crossings) (Amendment) Rules 1991**

Date of commencement : 12 July 1991

**3. 1990 Revised Edition — Road Traffic (Pedestrian Crossings) Rules**

Date of operation : 25 March 1992

**4. G. N. No. S 537/1995 — Road Traffic (Pedestrian Crossings) (Amendment) Rules 1995**

Date of commencement : 1 January 1996

**5. G. N. No. S 60/1998 — Road Traffic (Pedestrian Crossings) (Amendment) Rules 1998**

Date of commencement : 6 February 1998

**6. G.N. No. S 168/2018 — Road Traffic (Pedestrian Crossings) (Amendment) Rules 2018**

Date of commencement : 1 April 2018

**7. G.N. No. S 274/2018 — Road Traffic (Pedestrian Crossings) (Amendment No. 2) Rules 2018**

Date of commencement : 5 May 2018