
First published in the *Government Gazette*, Electronic Edition, on 11 August 2017 at 5 pm.

No. S 451

**ROAD TRAFFIC ACT
(CHAPTER 276)**

**ROAD TRAFFIC
(REGISTRATION OF POWER-ASSISTED BICYCLES)
RULES 2017**

ARRANGEMENT OF RULES

Rule

1. Citation and commencement
 2. Definition
 3. Eligibility to register power-assisted bicycle
 4. Application to register power-assisted bicycle
 5. Application to transfer registration of power-assisted bicycle
 6. Application to cancel registration of power-assisted bicycle
 7. Notice of error or omission, notice of change in particulars or request to withdraw application
 8. Register of registered power-assisted bicycles
 9. Application to search register
 10. Waiver, refund or remission of fee
 11. Registration number and registration number plate for registered power-assisted bicycle
 - 11A. Tampering with registration number plate
 12. Saving and transitional provision
- The Schedules
-

In exercise of the powers conferred by sections 34(1) and 140 of the Road Traffic Act, the Minister for Transport makes the following Rules:

Citation and commencement

1. These Rules are the Road Traffic (Registration of Power-Assisted Bicycles) Rules 2017 and come into operation on 14 August 2017.

Definition

2. In these Rules, “registered power-assisted bicycle” means a power-assisted bicycle registered under rule 4 or 5.

Eligibility to register power-assisted bicycle

3.—(1) Subject to paragraph (2), an owner of a power-assisted bicycle may apply to the Registrar to register the power-assisted bicycle in the owner’s name.

(2) An individual who is below 16 years of age is not eligible to apply to the Registrar to register a power-assisted bicycle in his or her name.

Application to register power-assisted bicycle

4.—(1) An application by an owner of a power-assisted bicycle to register the power-assisted bicycle in the owner’s name must —

- (a) be made in such form and manner as the Registrar may require;
- (b) be accompanied by the registration fee specified in the First Schedule; and
- (c) be accompanied by such documents and information as the Registrar may require.

(2) The Registrar may refuse an application that is incomplete or not made in compliance with paragraph (1).

(3) The Registrar may, subject to such conditions as the Registrar may impose, register a power-assisted bicycle in the owner’s name if the Registrar is satisfied that —

- (a) where the owner is an individual, the owner is at least 16 years of age;
- (b) the power-assisted bicycle is —
 - (i) in the case of an application submitted on or before 31 January 2018 — a power-assisted bicycle mentioned in sub-paragraph (a), (b) or (c) of rule 3(2) of the Road Traffic (Power-Assisted Bicycles — Approval) Rules 2004

(G.N. No. S 768/2004) which complies with the respective requirements mentioned in that sub-paragraph (a), (b) or (c); or

(ii) in the case of an application submitted after 31 January 2018 —

(A) a power-assisted bicycle mentioned in sub-paragraph (b) or (c) of rule 3(2) of the Road Traffic (Power-Assisted Bicycles — Approval) Rules 2004 which complies with the requirements specified in Part 2 of the Schedule to those Rules; or

(B) a power-assisted bicycle referred to in sub-paragraph (d) of rule 3(2) of the Road Traffic (Power-Assisted Bicycles — Approval) Rules 2004 which complies with the requirements specified in Part 3 of the Schedule to those Rules; and

[S 447/2021 wef 01/07/2021]

(c) the power-assisted bicycle is approved and sealed in accordance with the Road Traffic (Power-Assisted Bicycles — Approval) Rules 2004.

(4) Despite paragraph (3)(b)(ii), where a power-assisted bicycle that is the subject of an application submitted after 31 January 2018 —

(a) is a power-assisted bicycle mentioned in sub-paragraph (a) or (b) of rule 3(2) of the Road Traffic (Power-Assisted Bicycles — Approval) Rules 2004; and

(b) complies only with the requirements specified in Part 1 of the Schedule to the Road Traffic (Power-Assisted Bicycles — Approval) Rules 2004,

the Registrar may, subject to such conditions as the Registrar may impose, register the power-assisted bicycle in the owner's name if the Registrar is satisfied that there are extenuating circumstances why the application was not submitted on or before 31 January 2018.

Application to transfer registration of power-assisted bicycle

5.—(1) Where an owner of a registered power-assisted bicycle intends to transfer the registration of that power-assisted bicycle to the name of another person (called in this rule the transferee), the owner and the transferee must, not later than 7 days after the owner transfers possession of that power-assisted bicycle to the transferee, make a joint application to the Registrar to register that power-assisted bicycle in the transferee's name.

(2) Where an owner of a registered power-assisted bicycle is deceased, any person who has proof of the person's entitlement to that power-assisted bicycle (called in this rule the new owner) may apply to the Registrar to register that power-assisted bicycle in the new owner's name.

(3) An application under paragraph (1) or (2) must —

- (a) be made in such form and manner as the Registrar may require;
- (b) be accompanied by the transfer fee specified in the First Schedule; and
- (c) be accompanied by such documents and information as the Registrar may require.

(4) The Registrar may refuse an application that is incomplete or not made in compliance with paragraph (3).

(5) Subject to paragraph (6), the Registrar may, subject to such conditions as the Registrar may impose, register a power-assisted bicycle in the name of the transferee or new owner.

(6) Where the transferee or new owner is an individual, the Registrar may register a power-assisted bicycle if the Registrar is satisfied that he or she is at least 16 years of age.

(7) Where no joint application under paragraph (1) is made to the Registrar to transfer the registration of a power-assisted bicycle to the name of the transferee within the time delimited by paragraph (1), the owner and the transferee shall each be guilty of an offence.

Application to cancel registration of power-assisted bicycle

6.—(1) The Registrar may cancel the registration of a power-assisted bicycle on the application of its owner.

(2) An application under paragraph (1) must —

(a) be made in such form and manner as the Registrar may require; and

(b) be accompanied by such documents and information as the Registrar may require.

(3) The Registrar may refuse an application that is incomplete or not made in compliance with paragraph (2).

(4) The Registrar may cancel the registration of a power-assisted bicycle in accordance with section 27 of the Act.

Notice of error or omission, notice of change in particulars or request to withdraw application

7.—(1) Subject to paragraph (4), on payment of the fee specified in the First Schedule and on receiving a notice or request as follows in accordance with this rule, the Registrar must —

(a) correct any error or omission in an application made under these Rules as notified by the applicant;

(b) change the particulars, in the register of registered power-assisted bicycles, of an owner of a registered power-assisted bicycle or a registered power-assisted bicycle, as notified by the owner under rule 8(2); or

(c) cancel an application under these Rules on an applicant's request to withdraw the application.

(2) A notice or request under paragraph (1) must —

(a) be made in such form and manner as the Registrar may require; and

(b) be accompanied by such documents and information as the Registrar may require.

(3) Before making any change mentioned in paragraph (1)(b) in respect of a registered power-assisted bicycle, the Registrar may

require the owner of the registered power-assisted bicycle to allow the Registrar to inspect that registered power-assisted bicycle to verify such change.

(4) The Registrar may refuse a notice or request under paragraph (1) that is incomplete, or if the owner does not comply with paragraph (3).

(5) In this rule, “error” means any misnomer, misspelling, misprint, mistake, inaccuracy or any error of any other description that is inadvertent.

Register of registered power-assisted bicycles

8.—(1) The Registrar must maintain a register containing the particulars of every registered power-assisted bicycle and its owner.

(2) Subject to paragraph (4), an owner of a registered power-assisted bicycle must, without delay, notify the Registrar of any change in the particulars of the owner or the registered power-assisted bicycle.

(3) An owner of a registered power-assisted bicycle must, without delay, provide the Registrar with all such information as the Registrar may require, or allow the Registrar to inspect the registered power-assisted bicycle, for the purposes of verifying any entry in the register relating to the registered power-assisted bicycle.

(4) If an owner of a registered power-assisted bicycle changes his or her residential address and reports the change under section 8 of the National Registration Act (Cap. 201), the owner is deemed to have complied with paragraph (2) in respect of the change of his or her residential address.

Application to search register

9.—(1) The Registrar may on application by any person —

- (a) provide a copy of, or an extract of, any entry relating to a registered power-assisted bicycle in the register maintained under rule 8(1);

-
-
- (b) provide a copy of, or an extract of, the entry mentioned in sub-paragraph (a) certified as a true copy or extract by the Registrar; and
 - (c) permit a search of any entry relating to a registered power-assisted bicycle in the register.
- (2) An application under paragraph (1) must —
- (a) be made in such form and manner as the Registrar may require; and
 - (b) be accompanied by the appropriate fee specified in the First Schedule.
- (3) The Registrar may —
- (a) allow the application subject to such conditions as the Registrar may impose; or
 - (b) refuse to provide to the applicant any particulars in the register relating to a registered power-assisted bicycle.

Waiver, refund or remission of fee

10. The Registrar may, where the Registrar considers appropriate, waive, refund or remit the whole or part of any fee paid or payable under these Rules.

Registration number and registration number plate for registered power-assisted bicycle

11.—(1) The Registrar must assign a registration number for every registered power-assisted bicycle.

(2) Subject to paragraph (3), an owner of a registered power-assisted bicycle must affix on the registered power-assisted bicycle, a registration number plate that complies with all of the requirements specified in the Second Schedule.

(3) The owner must affix the registration number plate on a registered power-assisted bicycle not later than 3 days after the Registrar assigns the registration number under paragraph (1), or such longer period as the Registrar may allow in any particular case (called in this rule the deadline).

-
-
- (4) An owner of a registered power-assisted bicycle who —
- (a) does not affix a registration number plate on the registered power-assisted bicycle;
 - (b) affixes on the registered power-assisted bicycle, a registration number plate that does not comply with any requirement specified in the Second Schedule; or
 - (c) affixes on the registered power-assisted bicycle, a registration number plate after the deadline,

shall be guilty of an offence.

Tampering with registration number plate

11A.—(1) A person must not alter, or cause or permit the altering of, a registration number plate of a registered power-assisted bicycle so as to —

- (a) cause the figures or letters comprising the registration number on the registration number plate to be less easily distinguishable;
- (b) cause the figures or letters comprising the registration number on the registration number plate to become or act as retroreflective figures or letters; or
- (c) prevent or impair the making of a true and clear photographic or recorded image of the registration number on the registration number plate through the medium of camera, film or any other device, whether with or without the utilisation of a flash.

(2) For the purpose of this rule and without limiting paragraph (1), a registration number plate on a registered power-assisted bicycle is altered if it —

- (a) has been treated in any way;
- (b) has been applied with any material; or
- (c) is covered by any tinted, coloured, marked, clear or illuminated object.

[S 394/2019 wef 27/05/2019]

Saving and transitional provision

12. Despite these Rules, any person who, immediately before 14 August 2017, owns a power-assisted bicycle that is approved and sealed in accordance with the Road Traffic (Power-Assisted Bicycles — Approval) Rules 2004 (G.N. No. S 768/2004) may continue to keep or use the power-assisted bicycle without registration under these Rules until the earlier of the following dates:

- (a) the date that an application to register the power-assisted bicycle under these Rules is granted;
- (b) 31 January 2018.

FIRST SCHEDULE

Rules 4(1)(b), 5(3)(b), 7(1) and 9(2)(b)

FEES

1. Registration fee	\$50
2. Transfer fee	\$11
3. Fee for correction of application, change of particulars in register or withdrawal of application	\$32.10
4. Fee for copy or extract of entry in register	\$7.49
5. Fee for copy or extract of entry in register certified as true by the Registrar	\$12.84
6. Fee for search of entry in register	\$35.31

[S 701/2017 wef 20/12/2017]

SECOND SCHEDULE

Rule 11(2)

REQUIREMENTS FOR REGISTRATION NUMBER PLATE

1. The registration number plate must display the registration number assigned by the Registrar under rule 11(1).
2. The registration number plate must have the registration number as —
 - (a) black characters against a yellow background; or
 - (b) white characters against a black background.

SECOND SCHEDULE — *continued*

3. Where the registration number consists of black characters against a yellow background, the retroreflection and colour of the registration number plate must be in accordance with BS AU 145d : 1998.

4. The registration number on the registration number plate must be displayed in the following manner:

- (a) where the registration number is equal to or fewer than 4 figures, the registration number must be displayed in a single row as illustrated by Diagram 1 below;

DIAGRAM 1



- (b) where the registration number is equal to 5 figures, the registration number must be displayed in a single row, or 2 rows where the first 2 figures are displayed in the top row, as illustrated by Diagram 2 below;

DIAGRAM 2

SECOND SCHEDULE — *continued*

23456

23
456

23456

SECOND SCHEDULE — *continued*

- (c) where the registration number is a combination of letters and figures, the registration number must be displayed in a single row, or 2 rows where the letters are displayed in the top row and the figures are displayed in the bottom row, as illustrated by Diagram 3 below.

DIAGRAM 3



SECOND SCHEDULE — *continued*



SECOND SCHEDULE — *continued*



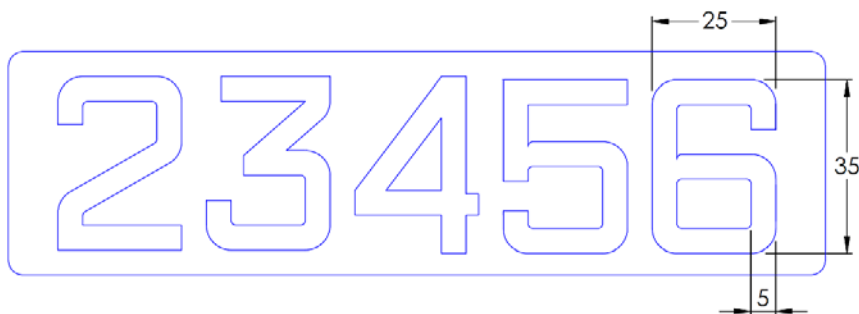
SECOND SCHEDULE — *continued*

5. The figures or letters comprising the registration number must be inscribed on the flat surface of the registration number plate in a manner that may not be easily removed.
6. The registration number plate must be securely fastened to the rear of a registered power-assisted bicycle, or at such other location on the registered power-assisted bicycle as the Registrar may allow in any particular case.
[S 394/2019 wef 27/05/2019]
7. The figures or letters comprising the registration number must be in a vertical position so that every figure or letter is distinguishable to any person who may be behind a registered power-assisted bicycle when the registered power-assisted bicycle is in motion.
8. No figure, letter, advertisement, ornament or other thing is to be affixed near the registration number plate in such manner as to obscure the registration number plate, or to cause the registration number plate to become indistinguishable, when the registered power-assisted bicycle is in motion.
9. The registration number plate must satisfy all of the following dimensions and layout:

SECOND SCHEDULE — *continued*

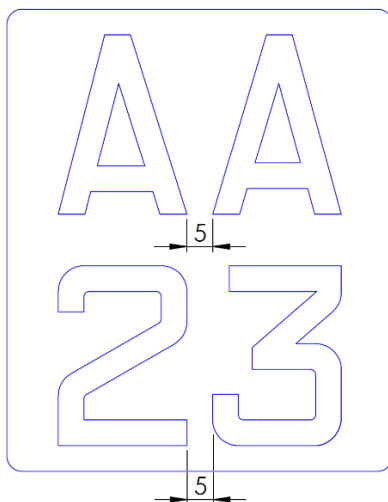
- (a) each letter or figure must be 35 mm high, every part of each letter or figure must be 5 mm broad and the total space taken by each letter or figure must be 25 mm wide, as illustrated by Diagram 4 below;

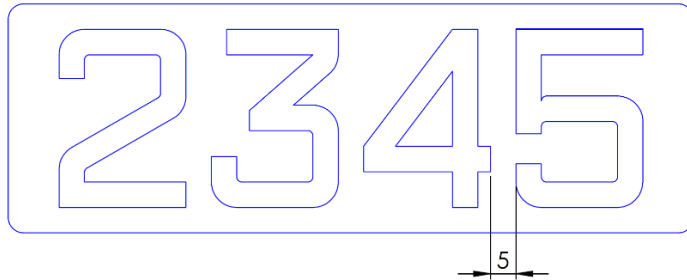
DIAGRAM 4



- (b) the space between adjoining figures or letters must be 5 mm, as illustrated by Diagram 5 below;

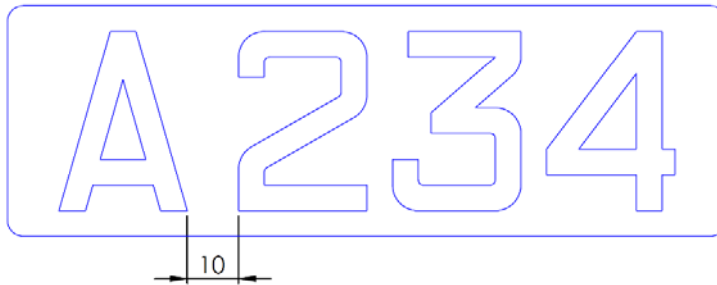
DIAGRAM 5



SECOND SCHEDULE — *continued*

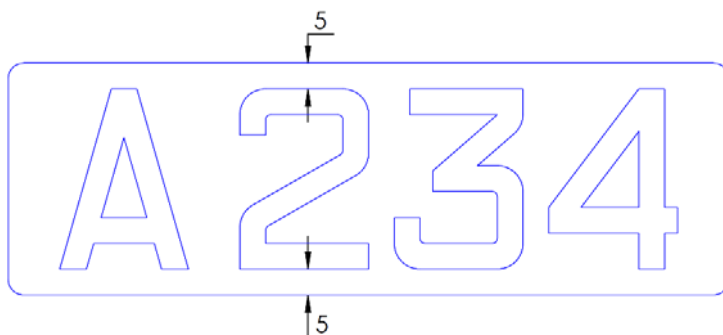
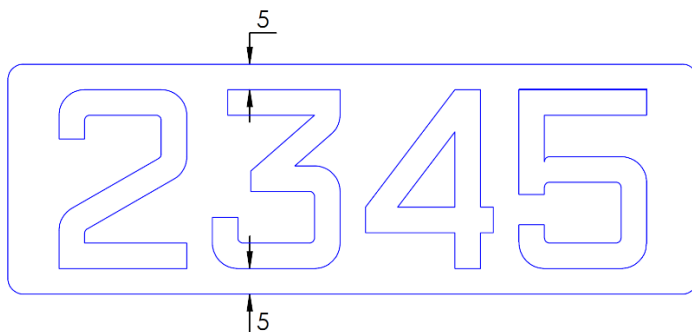
- (c) the space between the letters and figures must be 10 mm, as illustrated by Diagram 6 below;

DIAGRAM 6



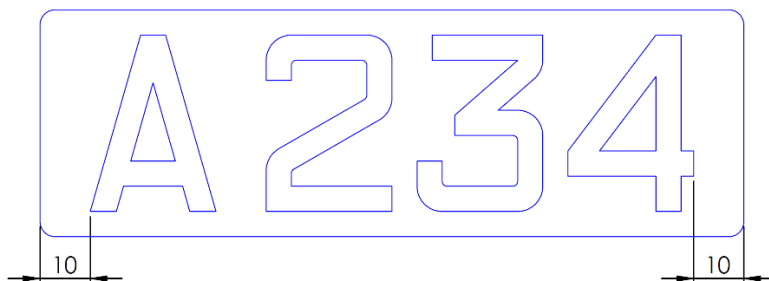
- (d) the margin between such part of any letter or figure nearest to the top or bottom of the registration number plate, and the top or bottom of the registration number plate, must be a minimum of 5 mm, as illustrated by Diagram 7 below;


DIAGRAM 7

SECOND SCHEDULE — *continued*

- (e) the margin between such part of any letter or figure nearest to the sides of the registration number plate, and the sides of the registration number plate, must be a minimum of 10 mm, as illustrated by Diagram 8 below;

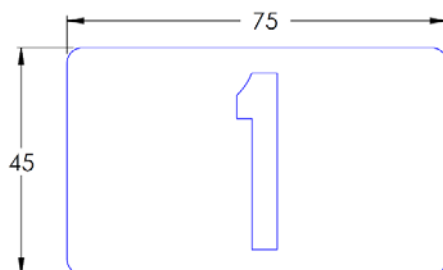
DIAGRAM 8



SECOND SCHEDULE — *continued*

- (f) if the registration number plate is rectangular, the registration number plate must not be smaller than 75 mm in length and 45 mm in height, as illustrated by Diagram 9 below;

DIAGRAM 9



- (g) if the letters or figures are displayed in 2 rows as permitted by paragraph 4, the space between the letters or figures in the top row and the bottom row must be 10 mm, as illustrated by Diagram 10 below.

SECOND SCHEDULE — *continued*

DIAGRAM 10



10. The registration number plate must not be —

- (a) treated in any way;
- (b) applied with any material;
- (c) covered by any tinted, coloured, marked, clear or illuminated object; or
- (d) otherwise altered,

so as to —

- (e) cause the figures or letters comprising the registration number on the registration number plate to be less easily distinguishable;
- (f) cause the figures or letters comprising the registration number on the registration number plate to become or act as retroreflective figures or letters; or
- (g) prevent or impair the making of a true and clear photographic or recorded image of the registration number on the registration number plate through the medium of camera, film or any other device, whether with or without the utilisation of a flash.

[S 394/2019 wef 27/05/2019]

Note:

In this Schedule —

“BS AU 145d : 1998” means the British Standard BS AU 145d : 1998 titled “Specification for Retroreflecting number plates” prepared by the

SECOND SCHEDULE — *continued*

Technical Committee AUE/1, Vehicle lighting and signalling, which came into operation on 15 January 1998 and was amended by Amd. No. 13195 on 24 August 2001;

“retroreflection” has the same meaning as in clause 3.7 of BS AU 145d : 1998.

Made on 11 August 2017.

PANG KIN KEONG
*Permanent Secretary,
Ministry of Transport,
Singapore.*

[MOT.LT.443.5.051.0.2; AG/LEGIS/SL/276/2015/52 Vol. 1]

(To be presented to Parliament under section 141(1) of the Road Traffic Act).